

**PHASE 1 NOW  
FULLY LET**

**PHASE 2:  
OCCUPATION Q4 2025**

**Phase One of a wider master plan, creating  
a sustainable, truly mixed use commercial  
environment on the South Coast**

**BREEAM 'EXCELLENT'**



**BRAND NEW**

**UNITS TO LET**

**27,221–93,536 SQ FT**

**[langstonepark.com](http://langstonepark.com)**

**LP LANGSTONE  
PARK**

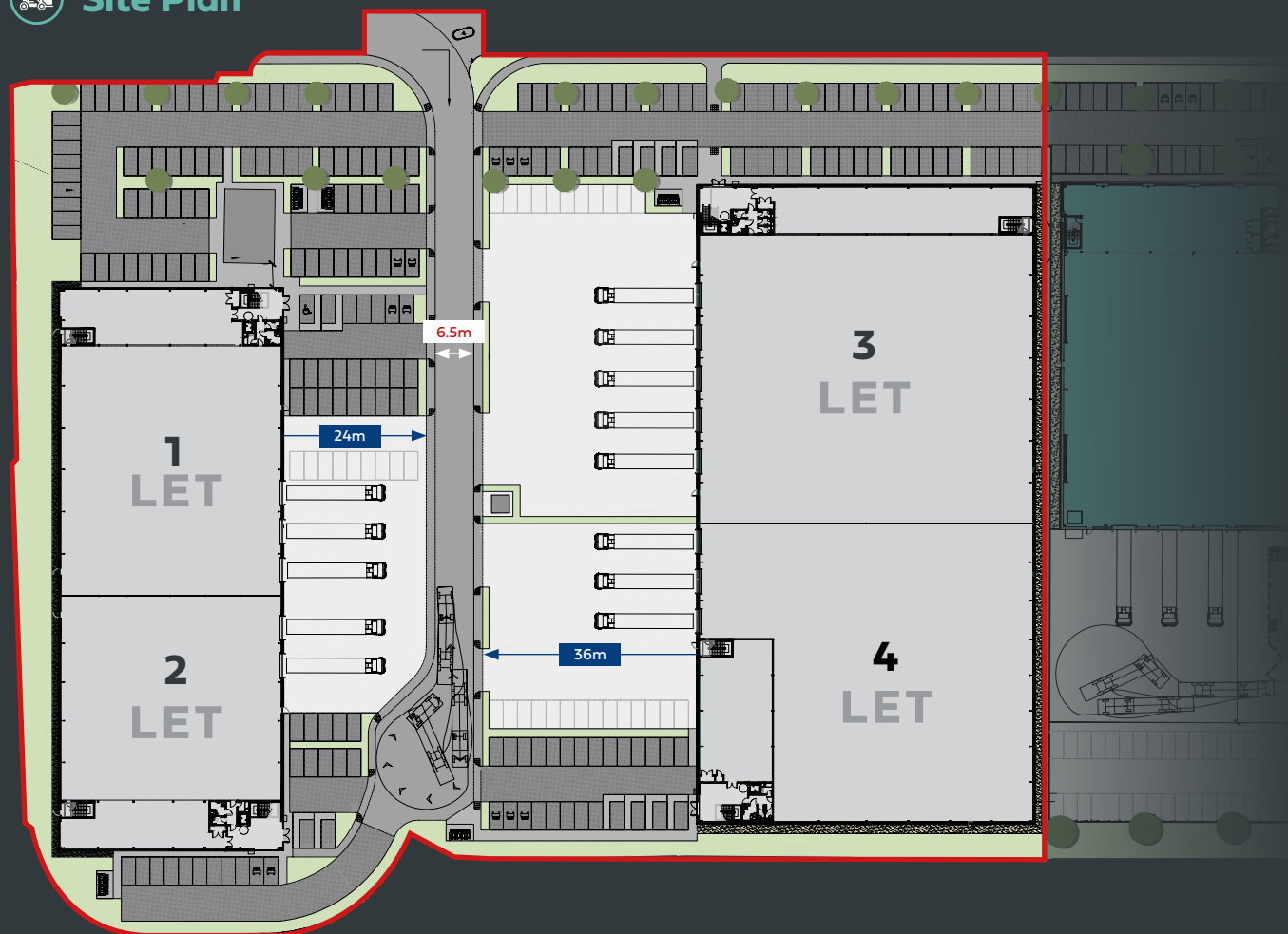
**HAVANT PO9 1SA**



## Phase 1 – Now fully let



### Site Plan



## Specification

- BREEAM 'Excellent'
- EPC A+
- 100% REGO backed renewable electricity
- 50 kN/m<sup>2</sup> general floor loading
- 3 phase power supply
- Office floor plate depth range (8.1m–12.5m)
- 6 EV chargers per unit plus 6 shared chargers
- 1 x 8-person hydraulic lift at 1m/sec per unit
- Mains gas supply

UNIT 1	SQ FT	YARD DEPTH	LOADING DOORS	PARKING SPACES
Warehouse	21,293	LET	3	34
First floor offices	4,191			
<b>TOTAL</b>	<b>25,484</b>	<b>24m</b>	<b>3</b>	<b>34</b>

UNIT 2	SQ FT	YARD DEPTH	LOADING DOORS	PARKING SPACES
Warehouse	17,707	LET	2	23
First floor offices	3,520			
<b>TOTAL</b>	<b>21,227</b>	<b>24m</b>	<b>2</b>	<b>23</b>

UNIT 3	SQ FT	YARD DEPTH	LOADING DOORS	PARKING SPACES
Warehouse	35,204	LET	5	75
First floor offices	5,225			
<b>TOTAL</b>	<b>40,429</b>	<b>36m</b>	<b>5</b>	<b>75</b>

UNIT 4	SQ FT	YARD DEPTH	LOADING DOORS	PARKING SPACES
Warehouse	31,320	LET	3	0
First floor offices	4,430			
<b>TOTAL</b>	<b>35,750</b>	<b>36m</b>	<b>3</b>	<b>0</b>



### Terms

Units available to lease on an FRI basis. Rent and Service Charge details are available on request. Business Rates are to be assessed.

### Legal Costs / VAT

Each party is responsible for its own legal costs. All price, premiums and rents are quoted exclusively of VAT.

**Units can be combined.**



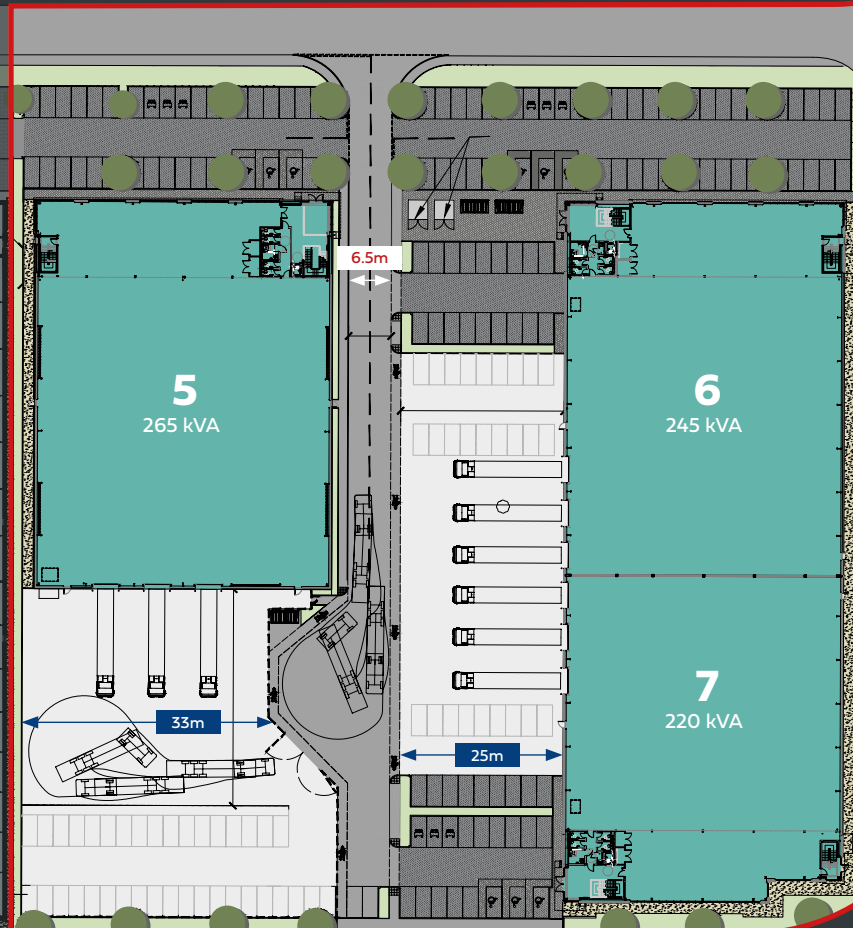
June 2025 progress shot



## Phase 2 – available Q4 2025



### Site Plan



### Specification

- BREEAM 'Excellent'
- EPC A+
- 100% REGO backed renewable electricity
- 50 kN/m<sup>2</sup> general floor loading
- 3 phase power supply
- Mains gas supply
- Office floor plate depth range (10.4m–11.2m)
- 9.5m eaves heights
- Green roofs
- 6/8 EV chargers per unit
- 1 x 8-person hydraulic lift at 1m/sec per unit

UNIT 5	SQ FT	YARD DEPTH	LOADING DOORS	PARKING SPACES	EV CHARGERS
Warehouse	29,191				
First floor offices	5,565				
<b>TOTAL</b>	<b>34,756</b>	<b>33m</b>	<b>3 x level</b>	<b>54</b>	<b>6</b>

UNIT 6	SQ FT	YARD DEPTH	LOADING DOORS	PARKING SPACES	EV CHARGERS
Warehouse	26,414				
First floor offices	5,145				
<b>TOTAL</b>	<b>31,559</b>	<b>25m</b>	<b>3 x level</b>	<b>48</b>	<b>6</b>

UNIT 7	SQ FT	YARD DEPTH	LOADING DOORS	PARKING SPACES	EV CHARGERS
Warehouse	22,711				
First floor offices	4,510				
<b>TOTAL</b>	<b>27,221</b>	<b>25m</b>	<b>3 x level</b>	<b>35</b>	<b>8</b>

Ducting will be included for 10 additional future EV charging bays per unit

June 2025 progress shot





**A 24/7 secure, managed environment with an ambitious development programme**

### General park amenities



1,850 parking spaces (1:275 sqft)



Shower and changing facilities



Café/restaurant



Meeting rooms



Secure covered cycle storage



Eco-food recycling



Tesla and EV charging points



Gym



Nursery



24/7 on site security and CCTV



Manned reception

## Location

Strategically located at Havant's A27 Junction, the Park provides easy access to Portsmouth, Southampton, and London.



The Park is well-linked to Portsmouth, Southampton to the West and London to the North via the A3. There are 1,850 on-site car parking spaces and 8 electric car charging points.

Further parking is provided in the town centre car parks, which are a 10 minute walk from Langstone Park.

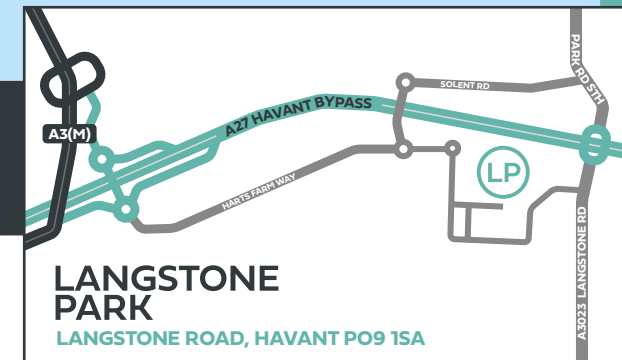


Havant Station is a major railway station on the South Coast rail network and is a 15 minute walk from Langstone Park. There are 5 direct trains an hour to London Victoria and Waterloo, with a fastest journey time of 1 hour 21 minutes.



Havant ranks #13 for the percentage of people cycling regularly in England. This is because there are an abundance of safe cycle routes throughout the Borough nestled between Solent and the South Downs, including the Coastal Path which runs to the south of the Park.

SAT NAV: PO9 1SA



For details about current and future availability at Langstone Park, please contact:



**Tim Clement**  
tim.clement@jll.com  
+44 (0)7970 092 974

**Oliver Hockley**  
oliver.hockley@jll.com  
+44 (0)7704 687 459

**Lambert  
Smith  
Hampton**

**Dan Rawlings**  
drawlings@lsh.co.uk  
+44 (0)7702 809 192

**Elise Evans**  
eevans@lsh.co.uk  
+44 (0)7703 393 120

**langstonepark.com**

JLL and Lambert Smith Hampton for themselves and for the vendors or lessors of these properties whose agents they are, give notice that: i) The particulars are set out as a general outline only for the guidance of intending purchasers or lessees and do not constitute, nor constitute part of an offer or contract. ii) All descriptions, references to condition and necessary permission for use and occupation and other details are given in good faith and are believed to be correct, but any intending purchaser or tenant should not rely on them as statements or representations of fact but must satisfy themselves by inspection or otherwise as to the correctness of each of them. All dimensions and areas are approximate. iii) No person in the employment of JLL or Lambert Smith Hampton has any authority to make or give any representation or warranty in relation to this property. FINANCE ACT 1989 Unless otherwise stated, all prices and rentals quoted are exclusive of Value Added Tax to which they may be subject. July 2025.